







CLEAN X-POLYMER

Operating Procedures

Substrate Treatment Iron Powder+Water Stain Removal

	<p>① Clean mud and oil stains on tires and wheels with a tire brush and sponge.</p>
	<p>② Remove insects with a super insect cleaner as need.</p>
	<p>③ Hand wash or car wash machine.</p>
	<p>④ Use 'Zara Clean'and horsehair brush to clean the dirt on small parts.</p>
	<p>⑤ Remove Iron Powder with water or 'Zara Clean'+ 'Zeus'.</p>
	<p>⑥ Remove water stains with CleanX-7 or White Cleaner.</p>

Clean X-Polymer Coating

	<p>⑦ Add water to the sponge to drain it or give a proper amount of water in spray bottle. (Workability Improvement)</p>
	<p>⑧ Apply an appropriate amount of Clean X Polymer to the sponge.</p>
	<p>⑨ Apply liquid agent to the sponge and apply to body 50cm square.</p>
	<p>⑩ When the coting finished,remove water on the sponge.</p>
	<p>⑪ Drained with a sponge, trace the applied area 80% dry wipe.</p>
	<p>⑫ The remaining liquid, wipe dry with a chemical tower or special cloth.</p>