












Base Treatment Operating Procedures

Car Wash+Iron Powder Removal(ZEUS)

| | |
|--|---|
|  | <p>① Pre-Cleaning Clean tires with a tire Brush.</p> |
|  | <p>② Pre-Cleaning Clean Wheels with a sponge.</p> |
|  | <p>③ Car Wash Hand wash or car wash machine.</p> |
|  | <p>④ Prepare "Zeus" (for removing Iron Powder)</p> |
|  | <p>⑤ Use "Zeus" while spraying "Zeus Clean" to remove Iron Powder. Estimate time for Bonnet,Ceiling and Truck:10 minutes.</p> |
|  | <p>⑥ For "Zara Clean" do not dry,to work while sprinkling water.</p> |

Water Stain Remover

| | |
|--|---|
|  | <p>⑦ Prepare "Water Stain Remove"and "Clean X-7".</p> |
|  | <p>⑧ After removing Iron Powder Body wet with water.</p> |
|  | <p>⑨ Liquid on sponge half bonnet spread vertically and horizontally.</p> |
|  | <p>⑩ Repeat the above if it is extremely dirty. ※Hold the sponge by hand and apply a little force from above.</p> |
|  | <p>⑪ After work, wash with water so that no liquid remains.</p> |
|  | <p>⑫ Since the liquid agent is very likely to remain, wash it with a sponge if necessary.</p> |