










ZARA CLEAN

Operating Procedures

Zara Clean Operating Procedures

	<p>① Before Construction Clean the gap in the mall.</p>
	<p>② Pour the water at the applicable place.</p>
	<p>③ Spray the appropriate amount of "Zara Clean" onto the horsehair brush.</p>
	<p>④ Spray the "Zara Clean" onto the applicable place.</p>
	<p>⑤ The horsehair brush is put onto the dirt spot and remove dirt.</p>
	<p>⑥ Applicable part Dirt removal complete.</p>

Zara Clean Operating Procedures

	<p>⑦ To wash "Zara Clean" with plenty of water. (Drying may cause spots and unevenness.)</p>
	<p>⑧ To wash "Zara Clean" with plenty of water. (Drying may cause spots and unevenness.)</p>
	<p>⑨ After Washing Have to protect with a coating agent such as XP.P02.REVO II .etc.</p>
